

Codigo Contable	Descripcion	Saldo Mes Anterior Noviembre 2019	Mes Actual Diciembre 2019	Saldo Final Diciembre 2019
4	INGRESOS	21,944,469.45	8,750,531.34	30,695,000.79
4-1	INGRESOS OPERACIONALES	6,224,586.97	5,452,535.95	11,677,122.92
4-1-1	VENTAS	6,449,332.80	5,493,515.45	11,942,848.25
4-1-1-1	DIARIOS	2,434,355.51	164,508.88	2,598,864.39
4-1-1-1-01	PUBLICIDAD	1,333,427.55	88,539.49	1,421,967.04
4-1-1-1-02	SUSCRIPCIONES	80,277.82	4,902.90	85,180.72
4-1-1-1-03	CIRCULACION	1,020,650.14	71,066.49	1,091,716.63
4-1-1-4	IMPRESOS	2,528,315.93	664,049.34	3,192,365.27
4-1-1-4-01	IMPRESOS COMERCIALES 0%	193,395.83	1,947.53	195,343.36
4-1-1-4-02	IMPRESOS COMERCIALES 12%	2,334,920.10	662,101.81	2,997,021.91
4-1-1-5	PLAN DE COMUNICACION DIRECTA	91.96	930.00	1,021.96
4-1-1-5-01	PUBLICIDAD	0.00	930.00	930.00
4-1-1-5-02	EJEMPLARES	91.96	0.00	91.96
4-1-1-6	TEXTOS MINEDU	0.00	4,375,452.00	4,375,452.00
4-1-1-6-02	REGION SIERRA	0.00	4,375,452.00	4,375,452.00
4-1-1-8	OTROS TRABAJOS	18,210.40	0.00	18,210.40
4-1-1-8-03	REVISTA-BARCELONA	6.55	0.00	6.55
4-1-1-8-05	PUBLICIDAD OT	18,203.85	0.00	18,203.85
4-1-1-9	TELEVISION-RADIO Y MEDIOS DIGITALES	1,468,359.00	288,575.23	1,756,934.23
4-1-1-9-01	PUBLICIDAD RTV	1,468,359.00	288,375.23	1,756,734.23
4-1-1-9-02	PRODUCCION RTV	0.00	200.00	200.00
4-1-2	DESCUENTOS	-77,752.43	-29,868.44	-107,620.87
4-1-2-1	DESCUENTOS SOBRE VENTAS	-77,752.43	-29,868.44	-107,620.87
4-1-2-1-01	DESCUENTO PUBLICIDAD	-58,496.29	-12,609.27	-71,105.56
4-1-2-1-02	DESCUENTO SUSCRIPCIONES	-480.03	-44.64	-524.67
4-1-2-1-04	DESCUENTO IMPRESOS COMERCIALES	-246.41	-834.45	-1,080.86
4-1-2-1-09	DESCUENTO PUBLICIDAD RTV	-18,529.70	-16,380.08	-34,909.78
4-1-3	DEVOLUCIONES	-146,993.40	-11,111.06	-158,104.46
4-1-3-1	DEVOLUCION SOBRE VENTAS	-146,993.40	-11,111.06	-158,104.46
4-1-3-1-01	DEVOLUCIONES CIRCULACION	-146,986.85	-11,111.06	-158,097.91
4-1-3-1-03	DEVOLUCION DE REVISTA	-6.55	0.00	-6.55
4-2	INGRESOS NO OPERACIONALES	15,719,882.48	3,297,995.39	19,017,877.87
4-2-1	INGRESOS NO OPERACIONALES	15,719,882.48	3,297,995.39	19,017,877.87
4-2-1-1-01	INTERESES	2,235.31	21,762.69	23,998.00
4-2-1-1-04	VENTA DE DESPERDICIOS	113,575.05	1,873.34	115,448.39
4-2-1-1-05	INGRESO POR DIFERENCIAL CAMBIARIO	203.33	0.00	203.33
4-2-1-1-06	CERTIFICADOS	602.53	4.46	606.99
4-2-1-1-07	OTROS	409,793.50	31,888.55	441,682.05
4-2-1-1-08	SOBRANTE DE CAJA	7.48	0.01	7.49
4-2-1-1-09	OTROS INGRESOS FACTURADOS	530,089.00	78,094.60	608,183.60
4-2-1-1-10	DONACIONES	8,924.00	0.00	8,924.00
4-2-1-1-15	TRANSFERENCIA GOBIERNO CENTRAL	14,654,452.28	3,164,371.74	17,818,824.02
	Total Ingresos	21,944,469.45	8,750,531.34	30,695,000.79
5	COSTOS	15,684,761.36	4,113,306.07	19,798,067.43
5-1	COSTO DE VENTAS	15,684,761.36	4,113,306.07	19,798,067.43
5-1-1	COSTOS DIRECTOS DE FABRICACION	3,262,752.52	3,220,978.94	6,483,731.46
5-1-1-1	MATERIA PRIMA	1,218,308.64	3,059,768.09	4,278,076.73

MEDIOS PUBLICOS EP

Estado de Resultados a diciembre del 2019

Contabilidad General

Reporte: RCG40_15

Página: 2

5-1-1-1-01	PAPEL	1,051,683.39	2,823,956.48	3,875,639.87
5-1-1-1-02	TINTA	45,319.79	47,512.47	92,832.26
5-1-1-1-03	PLANCHAS	94,004.50	39,638.53	133,641.03
5-1-1-1-04	INSUMOS DIRECTOS	27,300.96	148,662.61	175,963.57
5-1-1-2	MANO DE OBRA	1,353,491.04	79,718.79	1,433,209.83
5-1-1-2-01	SUELDOS Y SALARIOS	902,147.22	59,815.15	961,962.37
5-1-1-2-02	HORAS EXTRAS	111,701.71	0.00	111,701.71
5-1-1-2-03	APORTE PATRONAL	109,494.27	6,308.86	115,803.13
5-1-1-2-04	DECIMO TERCER SUELDO	85,398.70	4,984.54	90,383.24
5-1-1-2-05	DECIMO CUARTO SUELDO	42,924.76	2,493.99	45,418.75
5-1-1-2-06	VACACIONES	3,698.17	1,133.68	4,831.85
5-1-1-2-07	FONDOS DE RESERVA	83,741.21	4,982.57	88,723.78
5-1-1-2-09	INDEMNIZACIONES	14,385.00	0.00	14,385.00
5-1-1-3	COSTOS TERCERIZADOS	74,192.81	2,825.40	77,018.21
5-1-1-3-01	IMPRESION	74,192.81	2,825.40	77,018.21
5-1-1-4	DIRECTOS RADIO, TV Y MEDIOS DIGITAL	616,760.03	78,666.66	695,426.69
5-1-1-4-01	PRODUCCION Y PROGRAMACION LOCAL	267,408.53	47,450.08	314,858.61
5-1-1-4-02	PRODUCCION Y PROGRAMACION EXTERIOR	227,280.83	19,790.95	247,071.78
5-1-1-4-03	PRODUCCION Y PROGRAMACION DEPORTIVA	8,333.35	1,666.67	10,000.02
5-1-1-4-10	CONDUCCION, LOCUCION Y PRODUCCION	113,737.32	9,758.96	123,496.28
5-1-2	COSTOS INDIRECTOS	12,422,008.84	892,327.13	13,314,335.97
5-1-2-1	MANO DE OBRA	7,221,705.46	510,402.52	7,732,107.98
5-1-2-1-01	SUELDOS Y SALARIOS	5,257,065.75	378,707.05	5,635,772.80
5-1-2-1-02	HORAS EXTRAS	241,911.39	-80.67	241,830.72
5-1-2-1-03	APORTE PATRONAL	559,352.54	37,588.04	596,920.58
5-1-2-1-04	DECIMO TERCER SUELDO	448,717.64	29,013.66	477,731.30
5-1-2-1-05	DECIMO CUARTO SUELDO	161,407.45	11,205.97	172,613.42
5-1-2-1-06	VACACIONES	30,136.93	10,106.46	40,243.39
5-1-2-1-07	FONDOS DE RESERVA	440,327.11	30,012.98	470,340.09
5-1-2-1-14	INDEMNIZACIONES	82,492.05	13,869.03	96,361.08
5-1-2-1-16	ALQUILER DE EQUIPOS	294.60	0.00	294.60
5-1-2-2	MATERIALES INDIRECTOS	788,687.87	52,441.48	841,129.35
5-1-2-2-01	FUNDAS EMBALAJE	36,327.60	718.62	37,046.22
5-1-2-2-02	COMBUSTIBLE DE PLANTA	13,482.55	0.00	13,482.55
5-1-2-2-03	QUIMICOS	97,434.06	2,196.79	99,630.85
5-1-2-2-04	INSUMOS PARA MAQUINA	1,830.41	0.00	1,830.41
5-1-2-2-05	SUMINISTROS Y MATERIALES	116,023.18	6,339.53	122,362.71
5-1-2-2-06	CARTONES	71,067.25	177.16	71,244.41
5-1-2-2-07	PALLETS	10,429.32	0.00	10,429.32
5-1-2-2-08	ENERGIA ELECTRICA	293,367.06	35,224.85	328,591.91
5-1-2-2-11	REPUESTOS Y HERRAMIENTAS	142,499.72	7,784.53	150,284.25
5-1-2-2-14	SUMINISTROS DE CAMERINO	6,226.72	0.00	6,226.72
5-1-2-3	DEPRECIACION Y AMORTIZACION	3,220,217.11	264,354.03	3,484,571.14
5-1-2-3-01	MUEBLES Y ENSERES	46,100.52	3,771.12	49,871.64
5-1-2-3-02	EQUIPOS DE COMPUTACION	257,288.64	26,518.14	283,806.78
5-1-2-3-03	VEHICULOS	52,439.65	4,608.90	57,048.55
5-1-2-3-04	MAQUINARIAS Y EQUIPOS	2,593,913.40	211,006.50	2,804,919.90
5-1-2-3-05	INSTALACIONES	41,991.29	3,817.39	45,808.68
5-1-2-3-07	EQUIPOS DE OFICINA	34,100.31	2,917.77	37,018.08
5-1-2-3-08	EDIFICIO	47,410.80	5,325.78	52,736.58
5-1-2-3-09	AMORTIZACION	146,972.50	6,388.43	153,360.93

5-1-2-4	SERVICIOS INDIRECTOS	638,235.51	20,240.12	658,475.63
5-1-2-4-01	MANTENIMIENTO MAQUINARIA	56,101.18	0.00	56,101.18
5-1-2-4-02	MANTENIMIENTO VEHICULO	4,799.93	13.00	4,812.93
5-1-2-4-03	MANTENIMIENTO EQUIPOS	32,758.55	1,095.00	33,853.55
5-1-2-4-05	SERVICIO DE CORREOS	205.56	0.00	205.56
5-1-2-4-06	CAPACITACION	-8.92	0.00	-8.92
5-1-2-4-07	MOVILIZACION	6,956.98	268.91	7,225.89
5-1-2-4-09	SERVICIOS DE NOTICIAS	42,611.93	11,641.69	54,253.62
5-1-2-4-10	TRANSPORTE DE IMPRESOS	218,737.09	6,793.52	225,530.61
5-1-2-4-11	TRANSPORTE DE EJEMPLARES	274,633.14	428.00	275,061.14
5-1-2-4-13	EDIFICIO	40.07	0.00	40.07
5-1-2-4-14	HONORARIOS PROFESIONALES	1,400.00	0.00	1,400.00
5-1-2-5	OTROS INDIRECTOS	418,363.81	27,252.82	445,616.63
5-1-2-5-01	SERVICIOS PRESTADOS	12,158.61	16,216.48	28,375.09
5-1-2-5-03	EQUIPO DE PROTECCION	236.08	0.00	236.08
5-1-2-5-04	SUMINISTROS DE OFICINA	14,877.25	253.23	15,130.48
5-1-2-5-06	COMBUSTIBLE DE VEHICULOS	5,088.10	0.00	5,088.10
5-1-2-5-07	SEÑAL SATELITAL	342,272.02	14.86	342,286.88
5-1-2-5-08	ARRIENDOS	43,731.75	10,768.25	54,500.00
5-1-2-6	VIAJE	80,104.76	5,906.16	86,010.92
5-1-2-6-01	TICKETS AEREOS	5,962.66	0.00	5,962.66
5-1-2-6-03	MOVILIZACION	3,784.80	933.18	4,717.98
5-1-2-6-05	OTROS	0.00	12.98	12.98
5-1-2-6-06	COMBUSTIBLE	0.00	5.00	5.00
5-1-2-6-07	VIATICOS	70,174.60	4,955.00	75,129.60
5-1-2-6-08	SUBSISTENCIAS	182.70	0.00	182.70
5-1-2-7	SERVICIOS TERCERIZADOS IND.	16,040.32	858.00	16,898.32
5-1-2-7-01	EMPASTADO Y ACABADO	16,040.32	858.00	16,898.32
5-1-2-8	IND. RADIO, TV Y MEDIOS DIGITAL	38,654.00	10,872.00	49,526.00
5-1-2-8-01	SUMINISTROS DE PRODUCCION TV-RD-MD	1,304.00	102.00	1,406.00
5-1-2-8-04	CORRESPONSALIA LOCAL	37,350.00	10,770.00	48,120.00
6	GASTOS	10,456,901.82	926,722.31	11,383,624.13
6-1	GASTOS OPERACIONALES	10,455,374.04	926,722.31	11,382,096.35
6-1-1	GASTOS ADMINISTRATIVOS	8,626,771.68	793,028.15	9,419,799.83
6-1-1-1	GASTOS DE PERSONAL	3,278,235.01	239,987.15	3,518,222.16
6-1-1-1-01	SUELDOS Y SALARIOS	3,253,251.78	239,987.15	3,493,238.93
6-1-1-1-02	HORAS EXTRAS	24,983.23	0.00	24,983.23
6-1-1-2	BENEFICIOS SOCIALES Y OBLIGACIONES	982,480.64	136,091.24	1,118,571.88
6-1-1-2-01	DECIMO TERCER SUELDO	268,419.65	17,313.47	285,733.12
6-1-1-2-02	DECIMO CUARTO SUELDO	91,983.29	6,162.11	98,145.40
6-1-1-2-03	VACACIONES	53,048.07	20,094.99	73,143.06
6-1-1-2-04	FONDO DE RESERVA	193,276.88	14,303.03	207,579.91
6-1-1-2-05	APORTE PATRONAL	320,510.75	23,255.24	343,765.99
6-1-1-2-06	INDEMNIZACIONES	55,242.00	54,962.40	110,204.40
6-1-1-3	SERVICIOS BASICOS	411,785.39	21,487.98	433,273.37
6-1-1-3-01	LUZ	361,594.59	17,504.30	379,098.89
6-1-1-3-02	AGUA	16,589.94	1,268.95	17,858.89
6-1-1-3-03	TELEFONO	33,600.86	2,714.73	36,315.59
6-1-1-4	MANTENIMIENTOS Y REPARACIONES	172,727.97	16,906.39	189,634.36
6-1-1-4-01	VEHICULOS	36,449.45	876.40	37,325.85
6-1-1-4-02	EQUIPOS DE COMPUTACION	0.00	7,086.82	7,086.82

6-1-1-4-03	EDIFICIO	11,618.32	8,294.21	19,912.53
6-1-1-4-04	MANT. SOFTWARE	84,049.75	0.00	84,049.75
6-1-1-4-06	OTROS EQUIPOS	24,888.22	648.96	25,537.18
6-1-1-4-07	IMPUESTOS VEHICULOS	15,722.23	0.00	15,722.23
6-1-1-5	DEPRECIACION Y AMORTIZACION	1,632,500.43	140,653.84	1,773,154.27
6-1-1-5-01	EDIFICIO	160,023.57	13,531.89	173,555.46
6-1-1-5-02	MUEBLES Y ENSERES	52,144.68	4,622.84	56,767.52
6-1-1-5-03	EQUIPOS DE COMPUTACION	159,507.85	10,701.90	170,209.75
6-1-1-5-04	VEHICULOS	43,336.43	2,931.95	46,268.38
6-1-1-5-05	MAQUINARIAS Y EQUIPOS	510,730.65	44,819.65	555,550.30
6-1-1-5-06	INSTALACIONES	644,429.94	58,584.54	703,014.48
6-1-1-5-08	EQUIPOS DE OFICINA	15,632.19	1,498.90	17,131.09
6-1-1-5-09	AMORTIZACIONES	46,695.12	3,962.17	50,657.29
6-1-1-7	SERVICIOS VARIOS	799,530.35	25,827.92	825,358.27
6-1-1-7-01	HONORARIOS PROFESIONALES	0.00	2,000.00	2,000.00
6-1-1-7-02	GUARDIANA	311,081.39	0.00	311,081.39
6-1-1-7-04	INTERNET	188,763.55	12,927.74	201,691.29
6-1-1-7-05	CORREOS	671.86	3.90	675.76
6-1-1-7-06	TRANSPORTE DE PERSONAL	86,423.39	2,042.73	88,466.12
6-1-1-7-09	SUSCRIPCION Y AFILIACIONES	1,350.00	0.00	1,350.00
6-1-1-7-10	TRANSPORTE DE BODEGA	279.53	0.00	279.53
6-1-1-7-12	SERVICIOS PRESTADOS	210,960.63	8,853.55	219,814.18
6-1-1-8	VIAJE	62,060.74	6,834.79	68,895.53
6-1-1-8-01	TICKETS AEREOS	31,684.50	4,295.88	35,980.38
6-1-1-8-03	MOVILIZACION	5,674.95	327.15	6,002.10
6-1-1-8-07	VIATICO	24,637.84	2,211.76	26,849.60
6-1-1-8-08	SUBSISTENCIAS	63.45	0.00	63.45
6-1-1-9	OTROS ADMINISTRATIVOS	1,287,451.15	205,238.84	1,492,689.99
6-1-1-9-01	CONTRIBUCIONES, IMPUESTOS, TASAS AD	415,811.74	20,650.65	436,462.39
6-1-1-9-02	MATERIALES DE LIMPIEZA	6,088.69	184.26	6,272.95
6-1-1-9-03	SUMINISTROS DE OFICINA	26,312.32	2,064.30	28,376.62
6-1-1-9-04	SUMINISTROS DE CAFETERIA	548.29	47.92	596.21
6-1-1-9-06	COMBUSTIBLE	30,930.10	3,028.56	33,958.66
6-1-1-9-07	LEGALES Y NOTARIALES	8,837.29	109.73	8,947.02
6-1-1-9-08	IVA PRESUNTIVO	35,980.11	3,429.40	39,409.51
6-1-1-9-09	DIFERENCIAL CAMBIARIO	5,894.82	0.00	5,894.82
6-1-1-9-11	CELULARES	1,015.18	0.00	1,015.18
6-1-1-9-12	ALQUILER OFICINAS Y BODEGAS	39,436.67	0.00	39,436.67
6-1-1-9-13	ALQUILER DE EQUIPOS	1,077.00	0.00	1,077.00
6-1-1-9-15	HOSTING	49,998.57	0.00	49,998.57
6-1-1-9-16	SUMINISTROS Y MATERIALES	3,903.91	26.82	3,930.73
6-1-1-9-17	UNIFORMES	7,659.00	0.00	7,659.00
6-1-1-9-18	TELEVISION PAGADA	4,332.38	523.55	4,855.93
6-1-1-9-19	SEGUROS Y REASEGUROS	608,178.73	41,331.39	649,510.12
6-1-1-9-20	MOVILIZACION	1,525.78	19.45	1,545.23
6-1-1-9-21	GASTOS MEDICOS	363.89	0.00	363.89
6-1-1-9-24	EQUIPOS DE SEGURIDAD INDUSTRIAL	28,757.11	3,966.16	32,723.27
6-1-1-9-25	DESCARGAS Y ANALISIS AGUAS RESIDUAL	10,799.57	1,473.23	12,272.80
6-1-1-9-29	PERDIDA POR DETERIORO DE CARTERA	0.00	1,728.83	1,728.83
6-1-1-9-30	PERDIDAS CREDITICIAS ESPERADAS	0.00	126,654.59	126,654.59
6-1-2	GASTOS DE VENTAS	1,828,602.36	133,694.16	1,962,296.52


6-1-2-1	GASTOS DE PERSONAL	880,674.12	51,461.85	932,135.97
6-1-2-1-01	SUELDOS Y SALARIOS	856,929.28	51,461.85	908,391.13
6-1-2-1-02	HORAS EXTRAS	23,112.34	0.00	23,112.34
6-1-2-1-06	CONSUMO CELULAR	632.50	0.00	632.50
6-1-2-2	BENEFICIOS SOCIALES Y OBLIGACIONES	268,449.54	14,529.80	282,979.34
6-1-2-2-01	DECIMO TERCER SUELDO	71,197.03	3,928.48	75,125.51
6-1-2-2-02	DECIMO CUARTO SUELDO	29,322.36	1,444.52	30,766.88
6-1-2-2-03	VACACIONES	20,766.61	1,495.29	22,261.90
6-1-2-2-04	FONDO DE RESERVA	59,474.45	3,027.75	62,502.20
6-1-2-2-05	APORTE PATRONAL	84,989.09	4,633.76	89,622.85
6-1-2-2-06	INDEMNIZACIONES	2,700.00	0.00	2,700.00
6-1-2-5	DEPRECIACION Y AMORTIZACION	21,495.92	1,497.22	22,993.14
6-1-2-5-02	MUEBLES Y ENSERES	3,582.61	323.67	3,906.28
6-1-2-5-03	EQUIPOS DE COMPUTACION	5,418.50	401.69	5,820.19
6-1-2-5-04	VEHICULOS	11,117.08	648.83	11,765.71
6-1-2-5-05	MAQUINARIAS Y EQUIPOS	544.87	51.23	595.90
6-1-2-5-08	EQUIPOS DE OFICINA	833.06	72.00	905.06
6-1-2-7	SERVICIOS VARIOS	65,431.17	22,269.71	87,700.88
6-1-2-7-02	SERVICIOS PRESTADOS	31,632.33	3,572.13	35,204.46
6-1-2-7-05	MONITOREO PUBLICIDAD	33,160.23	8,999.86	42,160.09
6-1-2-7-07	PUBLICIDAD Y PROPAGANDA	171.10	9,697.72	9,868.82
6-1-2-7-08	PROMOCION	467.51	0.00	467.51
6-1-2-8	VIAJE	11,279.91	3,102.94	14,382.85
6-1-2-8-01	TICKETS AEREOS	3,879.91	0.00	3,879.91
6-1-2-8-03	MOVILIZACION	1,480.00	76.00	1,556.00
6-1-2-8-07	VIATICO	5,920.00	3,026.94	8,946.94
6-1-2-9	OTROS DE VENTAS	581,271.70	40,832.64	622,104.34
6-1-2-9-02	SUMINISTROS DE OFICINA	8,797.59	140.28	8,937.87
6-1-2-9-03	MOVILIZACION	2,692.00	87.89	2,779.89
6-1-2-9-05	COMISIONES DE AGENCIAS	43,191.87	3,183.01	46,374.88
6-1-2-9-08	CORTESIAS EJEMPLARES	526,549.07	37,421.46	563,970.53
6-1-2-9-12	LEGALES Y NOTARIALES	41.17	0.00	41.17
6-2	GASTOS NO OPERACIONALES	1,527.78	0.00	1,527.78
6-2-1	GASTOS NO OPERACIONALES	1,527.78	0.00	1,527.78
6-2-1-1	GASTOS NO OPERACIONALES	1,527.78	0.00	1,527.78
6-2-1-1-01	INTERESES, RECARGOS Y OTROS	1,527.78	0.00	1,527.78
7	GASTOS FINANCIEROS	1,495,087.01	151,021.81	1,646,108.82
7-1	GASTOS FINANCIEROS	1,495,087.01	151,021.81	1,646,108.82
7-1-1	GASTOS FINANCIEROS	1,495,087.01	151,021.81	1,646,108.82
7-1-1-1	GASTOS FINANCIEROS	1,495,087.01	151,021.81	1,646,108.82
7-1-1-1-01	COMISIONES BANCARIAS	20,743.83	1,884.97	22,628.80
7-1-1-1-02	INTERESES CFN	1,265,694.69	108,279.45	1,373,974.14
7-1-1-1-03	INTERESES BEDE	208,648.49	7,686.41	216,334.90
7-1-1-1-04	INTERESES ACTIVOS X DERECHO DE USO	0.00	33,170.98	33,170.98
Total Gastos Operativos		27,636,750.19	5,191,050.19	32,827,800.38


Total Resultados


-5,692,280.74


3,559,481.15

-2,132,799.59


Contador


DIRECCION FINANCIERA
Medios Públicos EP
Director Financiero


Gerente Administrativo Financiero


Gerente General