

		Saldo Anterior Noviembre 2019	Movimientos	Saldo Actual Diciembre 2019
<b>1</b>	<b>ACTIVOS</b>	<b>107,627,863.88</b>	<b>-212,788.13</b>	<b>107,415,075.75</b>
<b>1-1</b>	<b>ACTIVO CORRIENTE</b>	<b>17,816,389.67</b>	<b>3,312,816.20</b>	<b>21,129,205.87</b>
<b>1-1-1</b>	<b>DISPONIBLE</b>	<b>2,217,412.91</b>	<b>1,850,583.76</b>	<b>4,067,996.67</b>
<b>1-1-1-1</b>	<b>CAJA GENERAL</b>	<b>0.00</b>	<b>0.00</b>	<b>0.00</b>
1-1-1-1-01	GUAYAQUIL	0.00	0.00	0.00
1-1-1-1-02	QUITO	0.00	0.00	0.00
1-1-1-1-03	CUENCA	0.00	0.00	0.00
1-1-1-1-04	AMBATO	0.00	0.00	0.00
1-1-1-1-05	MANTA	0.00	0.00	0.00
1-1-1-1-06	MACHALA	0.00	0.00	0.00
<b>1-1-1-2</b>	<b>CAJAS CHICAS</b>	<b>9,200.00</b>	<b>-7,800.00</b>	<b>1,400.00</b>
1-1-1-2-01	REDACCION GYE	0.00	0.00	0.00
1-1-1-2-02	PERSONAL	0.00	0.00	0.00
1-1-1-2-03	CIRCULACION	300.00	-300.00	0.00
1-1-2-04	GERENCIA GENERAL	0.00	0.00	0.00
1-1-2-05	VENTAS GUAYAQUIL	500.00	0.00	500.00
1-1-1-2-06	ADMINISTRACION GUAYAQUIL	0.00	0.00	0.00
1-1-1-2-07	ADMINISTRACION QUITO	0.00	0.00	0.00
1-1-1-2-08	ADMINISTRACION CUENCA	200.00	0.00	200.00
1-1-1-2-09	ADMINISTRACION AMBATO	200.00	-200.00	0.00
1-1-1-2-10	ADMINISTRACION MANTA	200.00	0.00	200.00
1-1-1-2-11	DESARROLLOEMPRESARIAL Y RESP.SOCIAL	0.00	0.00	0.00
1-1-1-2-12	CAJA CHICA PRODUCCION	500.00	0.00	500.00
1-1-1-2-13	FINANCIERO GYE	200.00	-200.00	0.00
1-1-1-2-14	TECNOLOGIA	0.00	0.00	0.00
1-1-1-2-15	REDACCION UIO	500.00	-500.00	0.00
1-1-1-2-16	VENTAS UIO	500.00	-500.00	0.00
1-1-1-2-17	FINANCIERO UIO	200.00	-200.00	0.00
1-1-1-2-18	CIRCULACION UIO	0.00	0.00	0.00
1-1-1-2-19	CAJA CHICA LOGISTICA	0.00	0.00	0.00
1-1-1-2-20	CUENTA PUENTA CAJA CHICA	0.00	0.00	0.00
1-1-1-2-21	GERENCIA TECNICA DE OPERACIONES RTV	500.00	-500.00	0.00
1-1-1-2-22	GERENCIA GENERAL RTV	500.00	-500.00	0.00
1-1-1-2-23	RADIO PUBLICA DEL ECUADOR RTV	500.00	-500.00	0.00
1-1-1-2-24	GERENCIA ADM. FINANCIERA RTV	0.00	0.00	0.00
1-1-2-25	MANTENIMIENTO Y SERV. GENERALES RTV	0.00	0.00	0.00
1-1-1-2-26	ANDES RTV	500.00	-500.00	0.00
1-1-1-2-27	DEPORTES RTV	0.00	0.00	0.00
1-1-1-2-28	DESPACHO GUAYAQUIL	0.00	0.00	0.00
1-1-1-2-29	ADMINISTRACION GYE RTV	200.00	-200.00	0.00
1-1-1-2-30	C.CH.PRODUCCION Y PROGRAMACION	500.00	-500.00	0.00
1-1-1-2-31	TELEVISION RTV	500.00	-500.00	0.00
1-1-1-2-32	GERENCIA DE ASESORIA JURIDICA QUITO	200.00	-200.00	0.00
1-1-1-2-33	OPERACIONES DEL NEGOCIO RTV GYE	500.00	-500.00	0.00
1-1-1-2-34	CAJA CHICA RADIO PUYO	0.00	0.00	0.00
1-1-1-2-35	C.CH.REDACCION-RADIO-ANDEGYE	500.00	-500.00	0.00
1-1-1-2-36	DIRECCION DE TV- PROD Y PROG GYE	0.00	0.00	0.00
1-1-1-2-37	C.CH. MANTENIMIENTO DIRECCION ADM.	300.00	-300.00	0.00
1-1-1-2-38	OPERACION DEL NEGOCIO RTV CUENCA	500.00	-500.00	0.00
1-1-1-2-39	C.CH.ADMINISTRATIVO QUITO UIO	200.00	-200.00	0.00

1-1-1-2-40	C.CH. MANTENIMIENTO QUITO UIO	300.00	-300.00	0.00
1-1-1-2-41	C.CH.DIRECCION DE TELEVISION GYE	200.00	-200.00	0.00
1-1-1-2-42	C.CH. PROD. Y PROG. GYE	0.00	0.00	0.00
<b>1-1-1-3</b>	<b>FONDOS ROTATIVOS</b>	<b>0.00</b>	<b>0.00</b>	<b>0.00</b>
1-1-1-3-01	PRODUCCION	0.00	0.00	0.00
1-1-1-3-02	MANTENIMIENTO	0.00	0.00	0.00
<b>1-1-1-4</b>	<b>FONDOS EMERGENTES</b>	<b>0.00</b>	<b>0.00</b>	<b>0.00</b>
1-1-1-4-01	VOLANTEO QUITO	0.00	0.00	0.00
1-1-1-4-02	VOLANTEO GUAYAQUIL	0.00	0.00	0.00
<b>1-1-1-5</b>	<b>BANCOS</b>	<b>2,208,212.91</b>	<b>1,858,383.76</b>	<b>4,066,596.67</b>
1-1-1-5-01	PACIFICO CORRIENTE 7218796	0.00	0.00	0.00
1-1-1-5-02	PACIFICO CORRIENTE 7339054	0.00	0.00	0.00
1-1-1-5-03	PRODUBANCO CORRIENTE 2006080789	0.00	0.00	0.00
1-1-1-5-04	BOLIVARIANO CORRIENTE 5224937	0.00	0.00	0.00
1-1-1-5-05	GUAYAQUIL CORRIENTE 11130046	0.00	0.00	0.00
1-1-1-5-06	MACHALA CORRIENTE 1070508342	0.00	0.00	0.00
1-1-1-5-07	PICHINCHA AHORRO 5107413800	0.00	0.00	0.00
1-1-1-5-08	FOMENTO AHORRO 4002627076	0.00	0.00	0.00
1-1-1-5-09	CUENTA PUENTE BANCOS	0.00	0.00	0.00
1-1-1-5-10	TARJETA CORP. BACO. GQUIL	0.00	0.00	0.00
1-1-1-5-11	PACIFICO RECADUDACIONES 7618255	0.00	2,309.87	2,309.87
1-1-1-5-12	BANCO CENTRAL CORRIENTE 02310103	1,133,313.31	2,679,986.66	3,813,299.97
1-1-1-5-13	BOLIVARIANO CORRIENTE 5287521	37,298.27	-31,968.72	5,329.55
1-1-1-5-14	GUAYAQUIL CORRIENTE 45910652	0.00	0.00	0.00
1-1-1-5-15	PICHINCHA CORRIENTE 2100094100	0.00	0.00	0.00
1-1-1-5-16	PRODUBANCO CORRIENTE 72005000122	0.00	0.00	0.00
1-1-1-5-17	CUENTA PUENTE PAGOS MULTIPLES	0.00	0.00	0.00
1-1-1-5-18	BAN ECUADOR CTE.3001182218 F.ROT	1,217.95	-642.77	575.18
1-1-1-5-19	CTA TRANSITORIA BCE 01310083 RTV	0.00	0.00	0.00
1-1-1-5-20	CTA TRANSITORIA BCE 01310013 RTV	0.00	0.00	0.00
1-1-1-5-21	CTA TRANSITORIA BPAC 7372892 RTV	0.00	0.00	0.00
1-1-1-5-22	PACIFICO RECAUDACION 7744293 RTV	0.00	0.00	0.00
1-1-1-5-23	BCE MEDIOS PUBLICOS 02310116 RTV	1,036,383.38	-791,301.28	245,082.10
1-1-1-5-24	BANCO AUSTRO CTA.CTE.3000384215 TP	0.00	0.00	0.00
1-1-1-5-25	AUSTRO CTA.CTE 0036439 TP	0.00	0.00	0.00
1-1-1-5-26	PACIFICO CTA. 89867-8 - TP	0.00	0.00	0.00
1-1-1-5-27	INTERNACIONAL 8000602914 TP	0.00	0.00	0.00
1-1-1-5-28	PICHINCHA CTA 30888167-04 TP	0.00	0.00	0.00
1-1-1-5-29	BOLIVARIANO CT400-501624-6 TP	0.00	0.00	0.00
1-1-1-5-30	GUAYAQUIL CTA22416189 -TP	0.00	0.00	0.00
1-1-1-5-31	DINERO ELECTRONICO BCE	0.00	0.00	0.00
<b>1-1-1-6</b>	<b>TITULOS DE CREDITOS</b>	<b>0.00</b>	<b>0.00</b>	<b>0.00</b>
1-1-1-6-01	TBC	0.00	0.00	0.00
<b>1-1-2</b>	<b>CUENTAS POR COBRAR</b>	<b>8,591,284.32</b>	<b>1,486,639.25</b>	<b>10,077,923.57</b>
<b>1-1-2-1</b>	<b>CLIENTES</b>	<b>2,838,865.52</b>	<b>2,111,646.38</b>	<b>4,950,511.90</b>
1-1-2-1-01	CLIENTES LOCALES	3,960,380.66	2,135,813.06	6,096,193.72
1-1-2-1-02	DEPOSITOS POR CONFIRMAR	0.00	0.00	0.00
1-1-2-1-03	DETERIORO ACUMULADO DE CARTERA	-1,222,969.20	-85,256.73	-1,308,225.93
1-1-2-1-04	OTRAS CUENTAS POR COBRAR	101,454.06	-5,438.46	96,015.60
1-1-2-1-05	CXC POR REFINANCIAMIENTO	0.00	0.00	0.00

1-1-2-1-06	CTA. PTE. DEBITOS BANCARIOS	0.00	0.00	0.00
1-1-2-1-07	CLIENTES LOCALES AÑO ANTERIOR	0.00	0.00	0.00
1-1-2-1-08	CLIENTES LOCALES AÑOS ANTERIORES	0.00	0.00	0.00
1-1-2-1-09	CTA. PTE. CXC	0.00	0.00	0.00
1-1-2-1-10	CTAPTE.COMISIONES	0.00	0.00	0.00
1-1-2-1-11	CXC SERVICIOS PRESTADOS NIIF15	0.00	66,528.51	66,528.51
<b>1-1-2-2</b>	<b>EMPLEADOS</b>	<b>89,310.74</b>	<b>-10,389.93</b>	<b>78,920.81</b>
1-1-2-2-01	ANTICIPO NOMINA	0.00	0.00	0.00
1-1-2-2-02	ANTICIPO SUELDO	0.00	0.00	0.00
1-1-2-2-03	ANTICIPO VARIABLES	0.00	0.00	0.00
1-1-2-2-04	ANTICIPO VARIABLES X CUMPL. OBJ.	0.00	0.00	0.00
1-1-2-2-05	ANTICIPO VACACIONES	0.00	0.00	0.00
1-1-2-2-06	PRESTAMOS	6,996.44	-1,788.47	5,207.97
1-1-2-2-07	ANTICIPO HORAS EXTRAS	0.00	0.00	0.00
1-1-2-2-08	GASTOS DE VIAJE	18,103.74	-10,582.19	7,521.55
1-1-2-2-09	SUSCRIPCIONES	0.00	0.00	0.00
1-1-2-2-10	CXC EMPLEADOS	4,067.59	923.43	4,991.02
1-1-2-2-11	SEGURO MEDICO	0.00	0.00	0.00
1-1-2-2-12	CXC COMITE EMPRESA	0.00	0.00	0.00
1-1-2-2-13	CUENTA POR COBRAR ASOCIACION	0.00	0.00	0.00
1-1-2-2-14	ANTICIPO NOMINA AÑOS ANTERIORES	0.00	0.00	0.00
1-1-2-2-15	PRESTAMOS AÑOS ANTERIORES	0.00	0.00	0.00
1-1-2-2-16	CXC PRESTAMOS ASOCIACION SINDICAL	0.00	0.00	0.00
1-1-2-2-17	CXC PRESTAMOS COMITÉ EMPRESA	0.00	0.00	0.00
1-1-2-2-18	CXC VIATICOS	40.65	300.70	341.35
1-1-2-2-19	CXC EMPLEADOS RTV	54,203.30	0.00	54,203.30
1-1-2-2-20	ANTICIPO DE SUELDO RTV	2,062.78	0.00	2,062.78
1-1-2-2-21	PRESTAMOS RTV	0.00	0.00	0.00
1-1-2-2-22	CXC VIATICOS RTV	50.00	0.00	50.00
1-1-2-2-23	RADIO PUBLICA DEL ECUADOR RTV	0.00	0.00	0.00
1-1-2-2-24	FONDOS A RENDIR RTV	0.00	0.00	0.00
1-1-2-2-25	CXC EMPLEADOS- EL TIEMPO	0.00	0.00	0.00
1-1-2-2-26	PRESTAMOS EMPLEADOS- EL TIEMPO	0.00	0.00	0.00
1-1-2-2-27	FONDOS ESPECIFICOS	3,786.24	756.60	4,542.84
<b>1-1-2-3</b>	<b>OTRAS CUENTAS POR COBRAR</b>	<b>4,621,463.23</b>	<b>0.00</b>	<b>4,621,463.23</b>
1-1-2-3-01	ANTICIPO DE PROVEEDORES	4,621,199.80	0.00	4,621,199.80
1-1-2-3-02	TARJETAS DE CREDITO	263.43	0.00	263.43
1-1-2-3-03	CHEQUES PROTESTADOS	0.00	0.00	0.00
1-1-2-3-04	ANTICIPO PROVEEDORES AÑOS ANTERIORE	0.00	0.00	0.00
1-1-2-3-05	OTRAS CUENTAS POR COBRAR- EL TIEMPO	0.00	0.00	0.00
<b>1-1-2-4</b>	<b>SERVICIO DE RENTAS INTERNAS</b>	<b>1,037,424.22</b>	<b>-614,617.20</b>	<b>422,807.02</b>
1-1-2-4-01	ANTICIPO IMPUESTO A LA RENTA	0.00	0.00	0.00
1-1-2-4-02	CREDITO TRIBUTARIO RTE.FTE.IMP.RTA	0.00	0.00	0.00
1-1-2-4-03	IVA PAGADO	935,689.17	-614,617.20	321,071.97
1-1-2-4-04	RET.FTE.DE AÑOS ANTERIORES	0.00	0.00	0.00
1-1-2-4-05	IMPUESTO SALIDA DIMSAS	0.00	0.00	0.00
1-1-2-4-06	RET.FNTE.IVA	0.00	0.00	0.00
1-1-2-4-07	IVA EN COMPRAS RTV S.INICIAL	84,927.51	0.00	84,927.51
1-1-2-4-08	CREDITO TRIBUTARIO RTE.FTE.IMP - TP	16,732.97	0.00	16,732.97
1-1-2-4-09	IMPUESTO SALIDA DIVISA - EL TIEMPO	74.57	0.00	74.57

<b>1-1-2-5</b>	<b>CXC DIVIDENDOS</b>	<b>4,220.61</b>	<b>0.00</b>	<b>4,220.61</b>
1-1-2-5-01	DIVIDENDOS TC TELEVISION	4,220.61	0.00	4,220.61
1-1-2-5-02	DIVIDENDOS ELECTROQUIL	0.00	0.00	0.00
<b>1-1-3</b>	<b>INVENTARIOS</b>	<b>6,505,162.22</b>	<b>-24,406.81</b>	<b>6,480,755.41</b>
<b>1-1-3-1</b>	<b>INVENTARIOS</b>	<b>6,505,162.22</b>	<b>-24,406.81</b>	<b>6,480,755.41</b>
1-1-3-1-01	MATERIA PRIMA	1,703,152.38	41,129.46	1,744,281.84
1-1-3-1-02	INSUMOS	398,911.17	2,047.51	400,958.68
1-1-3-1-03	REPUESTOS	891,304.59	-7,254.50	884,050.09
1-1-3-1-04	SUMINISTROS DE OFICINA	167,078.75	-2,457.81	164,620.94
1-1-3-1-05	MATERIALES PROMOCIONALES	154,654.96	-0.02	154,654.94
1-1-3-1-06	COSTOS	0.00	0.00	0.00
1-1-3-1-07	SUMINISTROS DE LIMPIEZA	11,780.26	-181.48	11,598.78
1-1-3-1-08	SUSCRIPCION	0.00	0.00	0.00
1-1-3-1-09	DESPERDICIOS	0.00	0.00	0.00
1-1-3-1-10	IMPORTACIONES EN TRANSITO	14,308.51	-14,308.51	0.00
1-1-3-1-11	CUENTA PUENTE INVENTARIO	0.00	0.00	0.00
1-1-3-1-12	MATERIALES DE SEGURIDAD INDUSTRIAL	28,213.44	0.00	28,213.44
1-1-3-1-13	OTROS INVENTARIOS	157,337.97	1,458.66	158,796.63
1-1-3-1-14	PRODUCTOS EN PROCESOS	2,955,368.18	-44,868.13	2,910,500.05
1-1-3-1-15	PRODUCTOS TERMINADOS	19,002.16	28.01	19,030.17
1-1-3-1-16	SUMINISTROS DE CAMERINO	4,049.85	0.00	4,049.85
<b>1-1-4</b>	<b>INVERSIONES</b>	<b>0.00</b>	<b>0.00</b>	<b>0.00</b>
<b>1-1-4-1</b>	<b>INVERSIONES</b>	<b>0.00</b>	<b>0.00</b>	<b>0.00</b>
1-1-4-1-01	INVERSIONES TEMPORALES	0.00	0.00	0.00
<b>1-1-5</b>	<b>DISPONIBLE PARA LA VENTA</b>	<b>502,530.22</b>	<b>0.00</b>	<b>502,530.22</b>
<b>1-1-5-1</b>	<b>ACTIVOS DISPONIBLE PARA LA VENTA</b>	<b>502,530.22</b>	<b>0.00</b>	<b>502,530.22</b>
1-1-5-1-01	ACTIVOS DISPONIBLE PARA LA VENTA	502,530.22	0.00	502,530.22
<b>1-2</b>	<b>ACTIVO FIJO</b>	<b>67,240,970.17</b>	<b>-3,459,715.15</b>	<b>63,781,255.02</b>
<b>1-2-1</b>	<b>ACTIVO FIJO</b>	<b>67,240,970.17</b>	<b>-3,459,715.15</b>	<b>63,781,255.02</b>
<b>1-2-1-1</b>	<b>NO DEPRECIABLE</b>	<b>12,746,012.46</b>	<b>0.00</b>	<b>12,746,012.46</b>
1-2-1-1-01	TERRENOS	12,746,012.46	0.00	12,746,012.46
<b>1-2-1-2</b>	<b>DEPRECIABLE</b>	<b>74,591,302.89</b>	<b>-3,059,492.50</b>	<b>71,531,810.39</b>
1-2-1-2-01	EDIFICIO	11,947,759.81	0.00	11,947,759.81
1-2-1-2-02	MUEBLES Y ENSERES	636,320.75	0.00	636,320.75
1-2-1-2-03	EQUIPOS DE COMPUTACION	2,884,867.97	0.00	2,884,867.97
1-2-1-2-04	VEHICULOS	671,950.39	0.00	671,950.39
1-2-1-2-05	MAQUINARIAS Y EQUIPOS	47,037,893.51	0.00	47,037,893.51
1-2-1-2-06	INSTALACIONES	10,890,272.24	-3,059,492.50	7,830,779.74
1-2-1-2-07	SOFTWARE	0.00	0.00	0.00
1-2-1-2-08	EQUIPOS DE OFICINA	522,238.22	0.00	522,238.22
<b>1-2-1-3</b>	<b>DEPRECIACIONES ACUMULADAS</b>	<b>-22,938,049.29</b>	<b>-396,154.49</b>	<b>-23,334,203.78</b>
1-2-1-3-01	EDIFICIO	-1,096,722.15	-18,857.67	-1,115,579.82
1-2-1-3-02	MUEBLES Y ENSERES	-352,321.79	-8,717.63	-361,039.42
1-2-1-3-03	EQUIPOS DE COMPUTACION	-1,952,401.08	-37,621.73	-1,990,022.81
1-2-1-3-04	VEHICULOS	-471,933.67	-8,189.48	-480,123.15
1-2-1-3-05	MAQUINARIAS Y EQUIPOS	-12,802,764.22	-255,877.38	-13,058,641.60
1-2-1-3-06	INSTALACIONES	-5,946,320.90	-62,401.93	-6,008,722.83
1-2-1-3-07	SOFTWARE	0.00	0.00	0.00
1-2-1-3-08	EQUIPOS DE OFICINA	-315,585.48	-4,488.67	-320,074.15
<b>1-2-1-4</b>	<b>ACTIVO FIJO EN PROCESO</b>	<b>2,841,704.11</b>	<b>-4,068.16</b>	<b>2,837,635.95</b>

1-2-1-4-01	EDIFICIO	0.00	0.00	0.00
1-2-1-4-02	MUEBLES Y ENSERES	0.00	0.00	0.00
1-2-1-4-03	EQUIPOS DE COMPUTACION	0.00	0.00	0.00
1-2-1-4-04	VEHICULOS	0.00	0.00	0.00
1-2-1-4-05	MAQUINARIAS Y EQUIPOS	2,812,635.97	0.00	2,812,635.97
1-2-1-4-06	INSTALACIONES	24,999.98	0.00	24,999.98
1-2-1-4-07	SOFTWARE	0.00	0.00	0.00
1-2-1-4-08	EQUIPOS DE OFICINA	0.00	0.00	0.00
1-2-1-4-09	OTROS ACTIVOS EN PROCESO	4,068.16	-4,068.16	0.00
<b>1-3</b>	<b>OTROS ACTIVOS</b>	<b>22,570,504.04</b>	<b>-65,889.18</b>	<b>22,504,614.86</b>
<b>1-3-1</b>	<b>GASTOS DIFERIDOS</b>	<b>326,518.00</b>	<b>-41,331.39</b>	<b>285,186.61</b>
<b>1-3-1-1</b>	<b>GASTOS DIFERIDOS</b>	<b>491,843.56</b>	<b>0.00</b>	<b>491,843.56</b>
1-3-1-1-01	SEGUROS PAGADOS POR ANTICIPADOS	491,843.56	0.00	491,843.56
<b>1-3-1-2</b>	<b>AMORTIZACIONES DIFERIDAS</b>	<b>-165,325.56</b>	<b>-41,331.39</b>	<b>-206,656.95</b>
1-3-1-2-01	AMORTIZACION ACUMULADA SEGUROS PAGA	-165,325.56	-41,331.39	-206,656.95
<b>1-3-2</b>	<b>DEPOSITOS EN GARANTIA</b>	<b>56,487.87</b>	<b>-6,842.22</b>	<b>49,645.65</b>
<b>1-3-2-1</b>	<b>DEPOSITOS EN GARANTIA</b>	<b>56,487.87</b>	<b>-6,842.22</b>	<b>49,645.65</b>
1-3-2-1-01	ALQUILER	56,487.87	-6,842.22	49,645.65
1-3-2-1-02	ADUANERAS	0.00	0.00	0.00
1-3-2-1-03	LEGAL	0.00	0.00	0.00
1-3-2-1-04	MINISTERIO DE TRABAJO	0.00	0.00	0.00
<b>1-3-3</b>	<b>ACTIVOS A LARGO PLAZO</b>	<b>20,637,497.99</b>	<b>33,845.25</b>	<b>20,671,343.24</b>
<b>1-3-3-1</b>	<b>INVERSIONES</b>	<b>16,426,828.19</b>	<b>0.00</b>	<b>16,426,828.19</b>
1-3-3-1-01	INVERSIONES PERMANENTES	880.02	0.00	880.02
1-3-3-1-02	INVERSIONES EN ACCIONES	16,425,948.17	0.00	16,425,948.17
<b>1-3-3-2</b>	<b>ACTIVOS POR IMPUESTOS DIFERIDOS</b>	<b>0.00</b>	<b>0.00</b>	<b>0.00</b>
1-3-3-2-01	ACTIVOS POR IMPUESTOS DIFERIDOS	0.00	0.00	0.00
<b>1-3-3-3</b>	<b>OTROS A LARGO PLAZO</b>	<b>1,226,367.47</b>	<b>33,845.25</b>	<b>1,260,212.72</b>
1-3-3-3-01	OTRAS CTAS POR COBRAR RTV	1,226,367.47	0.00	1,226,367.47
1-3-3-3-02	ACTIVOS POR DERECHO DE USO	0.00	33,845.25	33,845.25
<b>1-3-3-4</b>	<b>CXC COMPAÑIAS RELACIONADAS</b>	<b>2,984,302.33</b>	<b>0.00</b>	<b>2,984,302.33</b>
1-3-3-4-01	UMINASA	39,706.00	0.00	39,706.00
1-3-3-4-02	GAMA TV	434,000.00	0.00	434,000.00
1-3-3-4-03	CABLEVISION	1,221,294.72	0.00	1,221,294.72
1-3-3-4-04	RADIO DIFUSORA DEL PACIFICO RAPASA	13,785.33	0.00	13,785.33
1-3-3-4-05	RADIO BOLIVAR	191,772.51	0.00	191,772.51
1-3-3-4-06	ORGANIZACION RADIAL C.A	62,026.53	0.00	62,026.53
1-3-3-4-07	RADIO PRENSA TV S.A	1,015,717.24	0.00	1,015,717.24
1-3-3-4-08	AMERICAVISION	6,000.00	0.00	6,000.00
<b>1-3-4</b>	<b>ACTIVOS INTANGIBLES</b>	<b>1,550,000.18</b>	<b>-51,560.82</b>	<b>1,498,439.36</b>
<b>1-3-4-1</b>	<b>ACTIVOS INTANGIBLES</b>	<b>3,024,790.61</b>	<b>-203,439.53</b>	<b>2,821,351.08</b>
1-3-4-1-01	SOFTWARE	531,003.84	-17,719.44	513,284.40
1-3-4-1-02	PROGRAMAS DE RADIO Y TELEVISION	1,720,617.08	-185,720.09	1,534,896.99
1-3-4-1-03	GOODWILL	0.00	0.00	0.00
1-3-4-1-04	MARCAS	773,169.69	0.00	773,169.69
<b>1-3-4-2</b>	<b>AMORTIZACION ACTIVOS INTANGIBLES</b>	<b>-1,474,790.43</b>	<b>151,878.71</b>	<b>-1,322,911.72</b>
1-3-4-2-01	SOFTWARE	-478,381.65	7,368.84	-471,012.81
1-3-4-2-02	PROGRAMAS DE RADIO Y TELEVISION	-996,408.78	144,509.87	-851,898.91
<b>1-3-4-3</b>	<b>OTROS RTV</b>	<b>0.00</b>	<b>0.00</b>	<b>0.00</b>
1-3-4-3-01	OTRAS CTAS POR COBRAR RTV	0.00	0.00	0.00





<b>1-3-4-4</b>	<b>RESERVA POR DETERIORO</b>	<b>0.00</b>	<b>0.00</b>	<b>0.00</b>
1-3-4-4-01	RESERVA DETERIORO GOODWILL	0.00	0.00	0.00
1-3-4-4-02	RESERVA DETERIORO MARCA	0.00	0.00	0.00
<b>2</b>	<b>PASIVO</b>	<b>43,833,510.76</b>	<b>-4,640,331.66</b>	<b>39,193,179.10</b>
<b>2-1</b>	<b>PASIVO CORRIENTE</b>	<b>25,551,516.32</b>	<b>-1,408,151.10</b>	<b>24,143,365.22</b>
<b>2-1-1</b>	<b>CUENTAS POR PAGAR</b>	<b>25,551,516.32</b>	<b>-1,408,151.10</b>	<b>24,143,365.22</b>
<b>2-1-1-1</b>	<b>PROVEEDORES</b>	<b>7,556,517.02</b>	<b>356,053.29</b>	<b>7,912,570.31</b>
2-1-1-1-01	PROVEEDORES LOCALES	5,865,009.53	301,000.74	6,166,010.27
2-1-1-1-02	PROVEEDORES DEL EXTERIOR	626,134.33	0.00	626,134.33
2-1-1-1-03	PROVEEDORES CANJE	1,065,373.16	55,052.55	1,120,425.71
2-1-1-1-04	CUENTA PUENTE CXP	0.00	0.00	0.00
2-1-1-1-05	PROV. LOCALES DEL AÑO ANTERIOR	0.00	0.00	0.00
2-1-1-1-06	PROV. DEL EXTERIOR DEL AÑO ANTERIOR	0.00	0.00	0.00
2-1-1-1-07	PROV. CANJE DEL AÑO ANTERIOR	0.00	0.00	0.00
2-1-1-1-08	PROV. LOCALES AÑOS ANTERIORES	0.00	0.00	0.00
2-1-1-1-09	PROV. EXTERIOR AÑOS ANTERIORES	0.00	0.00	0.00
2-1-1-1-10	PROV. CANJE AÑOS ANTERIORES	0.00	0.00	0.00
<b>2-1-1-2</b>	<b>BANCARIAS</b>	<b>4,920,425.36</b>	<b>3,053,905.50</b>	<b>7,974,330.86</b>
2-1-1-2-01	CORP. FINANCIERA NACIONAL	2,676,985.12	2,676,985.12	5,353,970.24
2-1-1-2-02	INTERESES POR PAGAR CFN	1,736,281.65	108,279.45	1,844,561.10
2-1-1-2-03	SOBREGIRO BANCARIO	0.00	0.00	0.00
2-1-1-2-04	BEDE RTV	507,158.59	268,640.93	775,799.52
2-1-1-2-05	INTERESES PRO PAGAR BEDE RTV	0.00	0.00	0.00
<b>2-1-1-3</b>	<b>CAJAS CHICAS Y FONDOS</b>	<b>1,529.15</b>	<b>-1,199.88</b>	<b>329.27</b>
2-1-1-3-01	REDACCION GYE	0.00	0.00	0.00
2-1-1-3-02	PERSONAL	0.00	0.00	0.00
2-1-1-3-03	CIRCULACION GYE	0.00	0.00	0.00
2-1-1-3-04	GERENCIA GENERAL GYE	0.00	0.00	0.00
2-1-1-3-05	VENTAS GUAYAQUIL	0.00	0.00	0.00
2-1-1-3-06	ADMINISTRACION GUAYAQUIL	0.00	0.00	0.00
2-1-1-3-07	ADMINISTRACION QUITO	0.00	0.00	0.00
2-1-1-3-08	ADMINISTRACION CUENCA	0.00	0.00	0.00
2-1-1-3-09	ADMINISTRACION AMBATO	31.22	-31.22	0.00
2-1-1-3-10	ADMINISTRACION MANTA	0.00	0.00	0.00
2-1-1-3-11	DESARROLLO EMPRESARIAL Y RESP. SOCIAL	0.00	0.00	0.00
2-1-1-3-12	CAJA CHICA PRODUCCION	0.00	0.00	0.00
2-1-1-3-13	FINANCIERO GYE	0.00	0.00	0.00
2-1-1-3-14	TECNOLOGIA	0.00	0.00	0.00
2-1-1-3-15	REDACCION UIO	0.00	0.00	0.00
2-1-1-3-16	VENTAS UIO	285.00	-285.00	0.00
2-1-1-3-17	FINANCIERO UIO	0.00	0.00	0.00
2-1-1-3-18	CIRCULACION UIO	0.00	0.00	0.00
2-1-1-3-19	GERENCIA TECNICA DE OPERACIONES RTV	0.00	0.00	0.00
2-1-1-3-20	GERENCIA GENERAL RTV	0.00	0.00	0.00
2-1-1-3-21	RADIO PUBLICA DEL ECUADOR RTV	36.60	-36.60	0.00
2-1-1-3-22	GERENCIA ADM. FINANCIERA RTV	0.00	0.00	0.00
2-1-1-3-23	ANDES RTV	0.00	0.00	0.00
2-1-1-3-24	DEPORTES RTV	0.00	0.00	0.00
2-1-1-3-25	DESPACHO GUAYAQUIL	0.00	0.00	0.00
2-1-1-3-26	ADMINISTRACION GYE RTV	17.40	-17.40	0.00
2-1-1-3-27	C.CH.PRODUCCION Y PROGRAMACION TELEVISION RTV	29.84	-29.84	0.00
			0.00	0.00

2-1-1-3-28		0.00		
2-1-1-3-29	GERENCIA DE ASESORIA JURIDICA QUITO	102.75	-102.75	0.00
2-1-1-3-30	FONDO PRODUCCION	0.00	0.00	0.00
2-1-1-3-31	OPERACION DEL NEGOCIO RTV GYE	0.00	0.00	0.00
2-1-1-3-32	MANTENIMIENTO Y SERV. GENERALES RTV	0.00	0.00	0.00
2-1-1-3-33	CUENTA PUENTE CAJA CHICA	916.58	-587.31	329.27
2-1-1-3-34	CAJA CHICA RADIO PUYO	0.00	0.00	0.00
2-1-1-3-35	C.CH.REDACCION-RADIO-ANDES GYE	0.00	0.00	0.00
2-1-1-3-36	DIRECCION DE TV-PROD Y PROG GYE	0.00	0.00	0.00
2-1-1-3-37	C.CH.MANTENIMIENTO DIRECCION ADM.	0.00	0.00	0.00
2-1-1-3-38	OPERACION DEL NEGOCIO RTV CUENCA	81.30	-81.30	0.00
2-1-1-3-39	C.CH. ADMINISTRATIVO QUITO UIO	28.46	-28.46	0.00
2-1-1-3-40	C.CH. MANTENIMIENTO QUITO UIO	0.00	0.00	0.00
2-1-1-3-41	C.CH.DIRECCION DE TELEVISION GYE	0.00	0.00	0.00
2-1-1-3-42	C.CH. PROD. Y PROG. GYE	0.00	0.00	0.00
<b>1-1-4</b>	<b>SERVICIO DE RENTAS INTERNAS</b>	<b>117,216.92</b>	<b>42,667.10</b>	<b>159,884.02</b>
2-1-1-4-01	IVA COBRADO EN VENTAS	0.00	0.00	0.00
2-1-1-4-02	RETENCIONES EN LA FUENTE IMP.RNTA	55,952.05	11,316.95	67,269.00
2-1-1-4-03	RETENCION IMPUESTO RNTA.EMPLEADOS	4,557.20	5,871.69	10,428.89
2-1-1-4-04	RETENCION EN LA FUENTE IVA	52,096.33	22,365.82	74,462.15
2-1-1-4-05	IVA PRESUNTIVO	4,294.58	3,429.40	7,723.98
2-1-1-4-06	ANTICIPO IMPTO. RENTA	0.00	0.00	0.00
2-1-1-4-07	DIA DE SUELDO LEY DE SOLIDARIDAD	0.00	0.00	0.00
2-1-1-4-08	IMPUESTO SPOR PAGAR RTV	316.76	-316.76	0.00
2-1-1-4-09	IMPUESTOS POR PAGAR - EL TIEMPO	0.00	0.00	0.00
<b>2-1-1-5</b>	<b>BENEFICIOS SOCIALES</b>	<b>1,595,751.01</b>	<b>-1,076,676.87</b>	<b>519,074.14</b>
2-1-1-5-01	DECIMO TERCER SUELDO	773,614.62	-537,955.67	235,658.95
2-1-1-5-02	DECIMO CUARTO SUELDO	150,672.59	16,275.74	166,948.33
2-1-1-5-03	VACACIONES	559,110.63	-557,940.77	1,169.86
2-1-1-5-04	FONDO DE RESERVA	112,353.17	2,943.83	115,297.00
<b>2-1-1-6</b>	<b>INSTITUTO ECUATORIANO/SEGURIDAD/ISO</b>	<b>1,020,391.97</b>	<b>267,606.99</b>	<b>1,287,998.96</b>
2-1-1-6-01	APORTE INDIVIDUAL - PATRONAL	599,497.56	149,504.73	749,002.29
2-1-1-6-02	PRESTAMOS QUIROGRAFARIOS	260,128.54	73,533.31	333,661.85
2-1-1-6-03	PRESTAMOS HIPOTECARIOS	154,722.99	43,726.15	198,449.14
2-1-1-6-04	EXTENSION CONYUGE	1,925.30	842.80	2,768.10
2-1-1-6-05	IESS RTV POR PAGAR	4,020.11	0.00	4,020.11
2-1-1-6-06	IESS EL TIEMPO POR PAGAR	97.47	0.00	97.47
<b>1-1-7</b>	<b>NOMINA</b>	<b>6,329.26</b>	<b>-3,042.84</b>	<b>3,286.42</b>
2-1-1-7-01	SUELDOS Y SALARIOS	0.00	0.00	0.00
2-1-1-7-02	COMITÉ EMPRESA	2,058.95	-750.49	1,308.46
2-1-1-7-03	SINDICATO	1,901.90	-683.94	1,217.96
2-1-1-7-04	OPTICA	0.00	0.00	0.00
2-1-1-7-05	LABORATORIO	0.00	0.00	0.00
2-1-1-7-06	CXPAGAR GASTO DE VIAJE	1,936.40	-1,176.40	760.00
2-1-1-7-07	PENSION ALIMENTICIA	0.00	0.00	0.00
2-1-1-7-08	PROVEEDOR FARMACIA	0.00	0.00	0.00
2-1-1-7-09	PRESTAMO EMPLEADOS BCO. PACIFICO	0.00	0.00	0.00
2-1-1-7-10	DESCUENTOS VARIOS EN NOMINA	0.00	0.00	0.00
2-1-1-7-11	SEGURO EMPLEADOS	0.00	0.00	0.00
2-1-1-7-12	DESCUENTOS ASOCIACION SINDICAL	432.01	-432.01	0.00
2-1-1-7-13	SEGURO DE FIDELIDAD	0.00	0.00	0.00
<b>2-1-1-8</b>	<b>OTRAS</b>	<b>10,333,355.63</b>	<b>-4,047,464.39</b>	<b>6,285,891.24</b>
2-1-1-8-01	OTRAS CUENTAS POR PAGAR	961,578.07	-235,392.51	726,185.56

2-1-1-8-02	COMITE EMPRESA	0.00	0.00	0.00
2-1-1-8-03	ANTICIPO CLIENTES	3,486,852.88	-3,387,788.21	99,064.67
2-1-1-8-04	CTA. PTE. INVENTARIO	4,444,852.03	-3,002,970.28	1,441,881.75
2-1-1-8-05	CTA. PTE. CONTROL CAJA CHICA	0.00	0.00	0.00
2-1-1-8-06	TARJETA CORP. BCO. GQUIL.	0.00	0.00	0.00
2-1-1-8-07	DESPERDICIOS DE INVENTARIOS	0.00	0.00	0.00
2-1-1-8-08	PROVISION COSTOS	1,052,754.19	2,737,044.09	3,789,798.28
2-1-1-8-09	CXPAGAR FINIQUITO	1,479.34	8,300.28	9,779.62
2-1-1-8-10	CXP NOMINA	14,966.96	4,787.00	19,753.96
2-1-1-8-11	DEVOLUCIONES VARIAS	0.00	0.00	0.00
2-1-1-8-12	VENTA DIFERIDA	0.00	0.00	0.00
2-1-1-8-13	DESCUENTO DIFERIDO	0.00	0.00	0.00
2-1-1-8-14	GARANTIA DE ARRIENDOS	4,000.00	0.00	4,000.00
2-1-1-8-15	OTRAS POR PAGAR RTV	234,565.99	-121,790.09	112,775.90
2-1-1-8-16	CTA.PTE.COMISIONES	0.00	0.00	0.00
2-1-1-8-17	CUENTAS POR PAGAR PROGRAMAS	56,000.01	-56,000.01	0.00
2-1-1-8-18	CUENTAS VARIAS X PAGAR - EL TIEMPO	6,676.68	0.00	6,676.68
2-1-1-8-19	CTAXPAGAR FINIQUITO - EL TIEMPO	1,535.14	-1,196.29	338.85
2-1-1-8-20	ANTICIPO CLIENTES - EL TIEMPO	880.88	0.00	880.88
2-1-1-8-21	DEPOSITOS POR CONFIRMAR	67,213.46	-12,461.72	54,751.74
2-1-1-8-22	CUENTA POR PAGAR( ARRENDAMIENTO)	0.00	20,003.35	20,003.35
<b>2-1-2</b>	<b>DOCUMENTOS POR PAGAR</b>	<b>0.00</b>	<b>0.00</b>	<b>0.00</b>
2-1-2-1	DOCUMENTOS POR PAGAR	0.00	0.00	0.00
2-1-2-1-01	PORCION CORRIENTE DEUDA A L/P	0.00	0.00	0.00
<b>2-2</b>	<b>PASIVO LARGO PLAZO</b>	<b>18,281,994.44</b>	<b>-3,232,180.56</b>	<b>15,049,813.88</b>
<b>2-2-1</b>	<b>CUENTAS POR PAGAR L/P</b>	<b>18,281,994.44</b>	<b>-3,232,180.56</b>	<b>15,049,813.88</b>
2-2-1-1	ACCIONISTAS	0.00	0.00	0.00
2-2-1-1-01	APORTE ACCIONISTAS	0.00	0.00	0.00
2-2-1-2	PROVISION OBLIGACIONES SOCIALES	2,335,149.42	-31,774.08	2,303,375.34
2-2-1-2-01	JUBILACION PATRONAL	1,096,159.72	-917.53	1,095,242.19
2-2-1-2-02	DESAHUCIO	1,238,989.70	-30,856.55	1,208,133.15
2-2-1-3	BANCARIAS L/P	15,246,845.02	-3,200,406.48	12,046,438.54
2-2-1-3-01	CORP. FINANCIERA NACIONAL	14,723,423.66	-2,676,985.12	12,046,438.54
2-2-1-3-02	BEDE RTV	523,421.36	-523,421.36	0.00
2-2-1-4	PASIVOS DIFERIDOS	0.00	0.00	0.00
2-2-1-4-01	PASIVOS POR IMPUESTOS DIFERIDOS	0.00	0.00	0.00
2-2-1-5	PASIVOS CONTINGENTES	700,000.00	0.00	700,000.00
2-2-1-5-01	APORTES ACCIONISTAS	700,000.00	0.00	700,000.00
<b>2-3</b>	<b>PASIVO CONTINGENTE</b>	<b>0.00</b>	<b>0.00</b>	<b>0.00</b>
2-3-1	PASIVO CONTINGENTE	0.00	0.00	0.00
2-3-1-1	CONTINGENTES	0.00	0.00	0.00
2-3-1-1-01	ACCIONISTAS	0.00	0.00	0.00
<b>3</b>	<b>PATRIMONIO</b>	<b>69,486,633.86</b>	<b>868,062.38</b>	<b>70,354,696.24</b>
3-1	PATRIMONIO ACUMULADO	67,267,674.11	0.00	67,267,674.11
3-1-1	PATRIMONIO PUBLICO	67,267,674.11	0.00	67,267,674.11
3-1-1-1	PATRIMONIO PUBLICO	67,267,674.11	0.00	67,267,674.11
3-1-1-1-01	PATRIMONIO PUBLICO	67,267,674.11	0.00	67,267,674.11
3-2	EJERCICIOS ANTERIORES	-4,176,075.77	884,816.00	-3,291,259.77
3-2-1	EJERCICIOS ANTERIORES	-4,176,075.77	884,816.00	-3,291,259.77
3-2-1-1	EJERCICIOS ANTERIORES	-4,176,075.77	884,816.00	-3,291,259.77
3-2-1-1-01	RESULTADO ACUMULADO AÑOS ANTERIORES	-4,176,075.77	884,816.00	-3,291,259.77



3-2-2	EJERCICIO EN CURSO	0.00	0.00	0.00
3-2-2-1	EJERCICIO EN CURSO	0.00	0.00	0.00
3-2-2-1-01	RESULTADO EJERCICIO EN CURSO	0.00	0.00	0.00
3-3	DONACIONES	6,378,281.90	0.00	6,378,281.90
3-3-1	DONACIONES BIENES MUEBLES	6,378,281.90	0.00	6,378,281.90
3-3-1-1	DONACIONES BIENES MUEBLES	6,378,281.90	0.00	6,378,281.90
3-3-1-1-01	DONACIONES RECIBIDAS BIENES MUEBLES	6,378,281.90	0.00	6,378,281.90
3-4	OTROS RESULTADOS INTEGRALES	16,753.62	-16,753.62	0.00
3-4-1	SUPERAVIT POR REVALUACION	16,753.62	-16,753.62	0.00
3-4-1-1	SUPERAVIT POR REVALUACION	16,753.62	-16,753.62	0.00
3-4-1-1-01	SUPERAVIT PROPIEDAD PLANTA Y EQUIPO	16,753.62	-16,753.62	0.00
U	UTILIDAD O PERDIDA DEL MES	-5,692,280.74	3,559,481.15	-2,132,799.59
U-1	UTIL./PERD. SIN AJUSTE	-5,692,280.74	3,559,481.15	-2,132,799.59
U-2	UTIL./PERD. CON AJUSTE	0.00	0.00	0.00

 Contador  
 Director Financiero  
 Gerente Administrativo Financiero  
 Gerente General

